

Circuit de Catalunya
EUROCUP Formula Renault 2017
Qualifying - 2

Results

28/10/2017

Ord.	Nº	Competitor	Nat.	Driver	Nat.	Catégorie	Cl.	Laps	Best	Time	Gap	Interval	Km/h
1	10	R-ACE GP	FRA	Robert SHWARTZMAN	RUS			12	9	1'42.524			163.454
2	11	JOSEF KAUFMANN RACING	GER	Sacha FENESTRAZ	FRA			12	11	1'42.876	0"352	0"352	162.895
3	9	R-ACE GP	FRA	Max DEFOURNY	BEL			11	10	1'42.955	0"431	0"079	162.770
4	4	TECH 1 RACING	FRA	Gabriel AUBRY	FRA			13	10	1'43.032	0"508	0"077	162.648
5	29	MP MOTORSPORT	NED	Richard VERSCHOOR	NED	R	1º	13	11	1'43.097	0"573	0"065	162.546
6	30	MP MOTORSPORT	NED	Jarno OPMEER	NED	R	2º	12	11	1'43.127	0"603	0"030	162.499
7	7	TECH 1 RACING	FRA	Max FEWTRELL	GBR	R	3º	13	10	1'43.141	0"617	0"014	162.477
8	8	R-ACE GP	FRA	Will PALMER	GBR			14	12	1'43.154	0"630	0"013	162.456
9	1	JOSEF KAUFMANN RACING	GER	Yifei YE	CHN	R	4º	13	10	1'43.473	0"949	0"319	161.955
10	23	JD MOTORSPORT	ITA	Alexander VARTANYAN	RUS	R	5º	13	12	1'43.516	0"992	0"043	161.888
11	43	R-ACE GP	FRA	Logan SARGEANT	USA	R	6º	12	10	1'43.547	1"023	0"031	161.840
12	18	FORTEC MOTORSPORTS	GBR	Alexey KORNEEV	RUS			14	12	1'43.556	1"032	0"009	161.825
13	33	ARDEN	GBR	Daniel TICKTUM	GBR	R	7º	13	11	1'43.644	1"120	0"088	161.688
14	93	ARDEN	GBR	Zane GODDARD	AUS	R	8º	15	12	1'43.675	1"151	0"031	161.640
15	40	R-ACE GP	FRA	Charles MILESI	FRA	R	9º	11	9	1'43.701	1"177	0"026	161.599
16	17	FORTEC MOTORSPORTS	GBR	Alex PERONI	AUS			14	11	1'43.795	1"271	0"094	161.453
17	14	AVF BY ADRIAN VALLES	ESP	Xavier LLOVERAS	ESP	R	10º	10	8	1'43.873	1"349	0"078	161.332
18	16	AVF BY ADRIAN VALLES	ESP	Thomas RANDLE	AUS			12	9	1'43.891	1"367	0"018	161.304
19	19	FORTEC MOTORSPORTS	GBR	Frank BIRD	GBR	R	11º	14	12	1'43.901	1"377	0"010	161.288
20	6	TECH 1 RACING	FRA	Thomas NEUBAUER	FRA	R	12º	13	11	1'43.927	1"403	0"026	161.248
21	31	MP MOTORSPORT	NED	Neil VERHAGEN	USA	R	13º	13	9	1'44.009	1"485	0"082	161.121
22	13	AVF BY ADRIAN VALLES	ESP	Henrique CHAVES	POR			13	10	1'44.050	1"526	0"041	161.057
23	5	TECH 1 RACING	FRA	Thomas MAXWELL	AUS	R	14º	13	13	1'44.126	1"602	0"076	160.940
24	12	R-ACE GP	FRA	Raul GUZMAN	MEX	R	15º	7	5	1'44.170	1"646	0"044	160.872
25	34	ARDEN	GBR	Ghislain CORDEEL	BEL			14	14	1'44.234	1"710	0"064	160.773
26	2	JOSEF KAUFMANN RACING	GER	Luis LEEDS	AUS	R	16º	13	11	1'44.326	1"802	0"092	160.631
27	21	JD MOTORSPORT	ITA	Sun YUE YANG	CHN	R	17º	12	10	1'44.335	1"811	0"009	160.617
28	22	JD MOTORSPORT	ITA	Jean-Baptiste SIMMENAUER	FRA	R	18º	12	12	1'44.609	2"085	0"274	160.197
29	26	MARK BURDETT M.	GBR	Presley MARTONO	INA	R	19º	12	9	1'44.641	2"117	0"032	160.148
30	20	FORTEC MOTORSPORTS	GBR	Najiy RAZAK	MAS			13	13	1'44.859	2"335	0"218	159.815
31	15	AVF BY ADRIAN VALLES	ESP	Axel MATUS	MEX	R	20º	12	10	1'45.033	2"509	0"174	159.550
32	25	MARK BURDETT M.	GBR	Julia PANKIEWICZ	POL			13	11	1'45.482	2"958	0"449	158.871

Qualifying Time

110%

1'52"776

Published at:.....

Track Status

DRY

Stewards:	Race Director:	Timekeeper:
-----------	----------------	-----------------





Circuit de Catalunya
EUROCUP Formula Renault 2017
Qualifying - 2

2^a Best Lap Results

28/10/2017

Ord.	Nº	Competitor	Nat.	Driver	Nat.	Catégorie	Cl.	Laps	2 ^a B.L.	Time	Gap	Interval	Km/h
1	11	JOSEF KAUFMANN RACING	GER	Sacha FENESTRAZ	FRA			12	10	1'42.894			162.867
2	10	R-ACE GP	FRA	Robert SHWARTZMAN	RUS			12	12	1'42.997	0"103	0"103	162.704
3	9	R-ACE GP	FRA	Max DEFOURNY	BEL			11	11	1'43.044	0"150	0"047	162.630
4	8	R-ACE GP	FRA	Will PALMER	GBR			14	11	1'43.183	0"289	0"139	162.410
5	7	TECH 1 RACING	FRA	Max FEWTRELL	GBR	R	1 ^o	13	11	1'43.320	0"426	0"137	162.195
6	29	MP MOTORSPORT	NED	Richard VERSCHOOR	NED	R	2 ^o	13	10	1'43.357	0"463	0"037	162.137
7	4	TECH 1 RACING	FRA	Gabriel AUBRY	FRA			13	9	1'43.394	0"500	0"037	162.079
8	30	MP MOTORSPORT	NED	Jarno OPMEER	NED	R	3 ^o	12	12	1'43.419	0"525	0"025	162.040
9	1	JOSEF KAUFMANN RACING	GER	Yifei YE	CHN	R	4 ^o	13	11	1'43.499	0"605	0"080	161.915
10	23	JD MOTORSPORT	ITA	Alexander VARTANYAN	RUS	R	5 ^o	13	11	1'43.559	0"665	0"060	161.821
11	18	FORTEC MOTORSPORTS	GBR	Alexey KORNEEV	RUS			14	14	1'43.633	0"739	0"074	161.705
12	43	R-ACE GP	FRA	Logan SARGEANT	USA	R	6 ^o	12	9	1'43.763	0"869	0"130	161.503
13	17	FORTEC MOTORSPORTS	GBR	Alex PERONI	AUS			14	12	1'43.801	0"907	0"038	161.444
14	40	R-ACE GP	FRA	Charles MILESI	FRA	R	7 ^o	11	10	1'43.809	0"915	0"008	161.431
15	93	ARDEN	GBR	Zane GODDARD	AUS	R	8 ^o	15	13	1'43.886	0"992	0"077	161.311
16	33	ARDEN	GBR	Daniel TICKTUM	GBR	R	9 ^o	13	10	1'43.945	1"051	0"059	161.220
17	16	AVF BY ADRIAN VALLES	ESP	Thomas RANDLE	AUS			12	10	1'43.962	1"068	0"017	161.194
18	19	FORTEC MOTORSPORTS	GBR	Frank BIRD	GBR	R	10 ^o	14	11	1'43.991	1"097	0"029	161.149
19	31	MP MOTORSPORT	NED	Neil VERHAGEN	USA	R	11 ^o	13	12	1'44.033	1"139	0"042	161.084
20	14	AVF BY ADRIAN VALLES	ESP	Xavier LLOVERAS	ESP	R	12 ^o	10	9	1'44.153	1"259	0"120	160.898
21	5	TECH 1 RACING	FRA	Thomas MAXWELL	AUS	R	13 ^o	13	11	1'44.185	1"291	0"032	160.848
22	12	R-ACE GP	FRA	Raul GUZMAN	MEX	R	14 ^o	7	6	1'44.195	1"301	0"010	160.833
23	13	AVF BY ADRIAN VALLES	ESP	Henrique CHAVES	POR			13	11	1'44.244	1"350	0"049	160.757
24	6	TECH 1 RACING	FRA	Thomas NEUBAUER	FRA	R	15 ^o	13	10	1'44.262	1"368	0"018	160.730
25	34	ARDEN	GBR	Ghislain CORDEEL	BEL			14	11	1'44.375	1"481	0"113	160.556
26	2	JOSEF KAUFMANN RACING	GER	Luis LEEDS	AUS	R	16 ^o	13	10	1'44.521	1"627	0"146	160.331
27	21	JD MOTORSPORT	ITA	Sun YUE YANG	CHN	R	17 ^o	12	12	1'44.572	1"678	0"051	160.253
28	22	JD MOTORSPORT	ITA	Jean-Baptiste SIMMENAUER	FRA	R	18 ^o	12	9	1'44.630	1"736	0"058	160.164
29	26	MARK BURDETT M.	GBR	Presley MARTONO	INA	R	19 ^o	12	12	1'44.678	1"784	0"048	160.091
30	20	FORTEC MOTORSPORTS	GBR	Najiy RAZAK	MAS			13	11	1'44.958	2"064	0"280	159.664
31	15	AVF BY ADRIAN VALLES	ESP	Axel MATUS	MEX	R	20 ^o	12	12	1'45.050	2"156	0"092	159.524
32	25	MARK BURDETT M.	GBR	Julia PANKIEWICZ	POL			13	10	1'45.759	2"865	0"709	158.455

Qualifying Time

110%

1'53"183

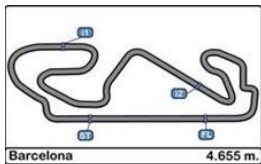
Published at:.....

Track Status

DRY

Stewards:	Race Director:	Timekeeper:
-----------	----------------	-----------------





Circuito de Catalunya
EUROCUP Formula Renault 2017
Qualifying - 2

LAP ANALYSIS

28/10/2017

Number	7			8			9			10			11		
Lap	Lap Time	Partial	Speed	Lap Time	Partial	Speed	Lap Time	Partial	Speed	Lap Time	Partial	Speed	Lap Time	Partial	Speed
1 ^a - 1	0'31.470	0'31.470	226.891	0'31.755	0'31.755	229.788	0'34.222	0'34.222	225.000	0'35.924	0'35.924	176.183	0'30.573	0'30.573	232.759
1 ^a - 2	1'19.991	0'48.521		1'13.401	0'41.646		1'17.667	0'43.445		1'20.429	0'44.505		1'10.284	0'39.711	
1 ^a - 3	1'58.780	0'38.789		1'50.783	0'37.382		1'54.686	0'37.019		1'55.485	0'35.056		1'44.509	0'34.225	
2 ^a - 1	0'30.505	0'30.505	232.759	0'31.029	0'31.029	231.760	0'30.899	0'30.899	231.264	0'30.639	0'30.639	232.259	0'30.367	0'30.367	233.767
2 ^a - 2	1'10.541	0'40.036		1'11.698	0'40.669		1'11.088	0'40.189		1'10.301	0'39.662		1'09.938	0'39.571	
2 ^a - 3	1'44.623	0'34.082		1'46.815	0'35.117		1'45.497	0'34.409		1'44.214	0'33.913		1'43.998	0'34.060	
3 ^a - 1	0'30.424	0'30.424	234.274	0'30.620	0'30.620	231.760	0'30.596	0'30.596	233.262	0'30.277	0'30.277	234.274	0'30.274	0'30.274	234.783
3 ^a - 2	1'09.978	0'39.554		1'10.387	0'39.767		1'10.504	0'39.908		1'09.697	0'39.420		1'09.882	0'39.608	
3 ^a - 3	1'43.912	0'33.934		1'44.687	0'34.300		1'44.826	0'34.322		1'43.576	0'33.879		1'44.148	0'34.266	
4 ^a - 1	0'30.297	0'30.297	235.808	0'30.484	0'30.484	233.262	0'30.582	0'30.582	234.783	0'33.275	0'33.275	237.886	0'30.359	0'30.359	236.324
4 ^a - 2	1'09.932	0'39.635		1'10.087	0'39.603		1'11.143	0'40.561		1'15.240	0'41.965		1'10.078	0'39.719	
4 ^a - 3	1'43.880	0'33.948		1'44.148	0'34.061		1'51.151	0'40.008	PIT	1'56.721	0'41.481	PIT	1'44.276	0'34.198	
5 ^a - 1	0'31.206	0'31.206	236.324	0'30.325	0'30.325	233.767	5'27.114	5'27.114	159.764	4'58.174	4'58.174	131.387	0'30.393	0'30.393	235.295
5 ^a - 2	1'12.771	0'41.565		1'09.761	0'39.436		6'11.975	0'44.861		5'43.074	0'44.900		1'10.340	0'39.947	
5 ^a - 3	1'53.675	0'40.904	PIT	1'43.838	0'34.077		6'50.708	0'38.733		6'19.863	0'36.789		1'44.603	0'34.263	
6 ^a - 1	5'23.384	5'23.384	169.015	0'30.398	0'30.398	233.767	0'33.775	0'33.775	221.766	0'31.012	0'31.012	226.891	0'30.342	0'30.342	234.783
6 ^a - 2	6'08.302	0'44.918		1'10.906	0'40.508		1'15.915	0'42.140		1'11.037	0'40.025		1'10.232	0'39.890	
6 ^a - 3	6'44.472	0'36.170		1'50.985	0'40.079	PIT	1'51.942	0'36.027		1'46.689	0'35.652		1'49.437	0'39.205	PIT
7 ^a - 1	0'31.545	0'31.545	226.416	2'34.523	2'34.523	163.389	0'30.341	0'30.341	234.783	0'30.261	0'30.261	235.808	5'48.435	5'48.435	177.340
7 ^a - 2	1'18.106	0'46.561		3'16.833	0'42.310		1'09.606	0'39.265		1'09.491	0'39.230		6'30.733	0'42.298	
7 ^a - 3	1'55.838	0'37.732		3'53.445	0'36.612		1'43.212	0'33.606		1'43.176	0'33.685		7'08.202	0'37.469	
8 ^a - 1	0'30.273	0'30.273	235.295	0'31.095	0'31.095	233.767	0'30.227	0'30.227	234.783	0'30.098	0'30.098	236.324	0'30.440	0'30.440	234.274
8 ^a - 2	1'09.803	0'39.530		1'12.596	0'41.501		1'09.298	0'39.071		1'09.062	0'38.964		1'09.933	0'39.493	
8 ^a - 3	1'43.735	0'33.932		1'52.711	0'40.115		1'43.147	0'33.849		1'42.524	0'33.462		1'43.936	0'34.003	
9 ^a - 1	0'30.220	0'30.220	235.808	0'30.259	0'30.259	236.843	0'30.104	0'30.104	235.808	0'30.080	0'30.080	236.843	0'30.067	0'30.067	234.783
9 ^a - 2	1'09.399	0'39.179		1'09.497	0'39.238		1'09.212	0'39.108		1'09.295	0'39.215		1'09.175	0'39.108	
9 ^a - 3	1'43.141	0'33.742		1'43.504	0'34.007		1'42.955	0'33.743		1'43.135	0'33.840		1'42.894	0'33.719	
10 ^a - 1	0'30.116	0'30.116	236.324	0'30.066	0'30.066	236.324	0'30.167	0'30.167	235.808	0'32.428	0'32.428	235.295	0'30.026	0'30.026	236.324
10 ^a - 2	1'09.428	0'39.312		1'09.296	0'39.230		1'09.261	0'39.094		1'15.734	0'43.306		1'09.088	0'39.062	
10 ^a - 3	1'43.320	0'33.892		1'43.183	0'33.887		1'43.044	0'33.783		1'49.887	0'34.153		1'42.876	0'33.788	
11 ^a - 1	0'31.797	0'31.797	237.886	0'30.128	0'30.128	236.324	0'38.568	0'38.568	192.514	0'30.125	0'30.125	235.808	0'30.074	0'30.074	235.808
11 ^a - 2	1'14.188	0'42.391		1'09.278	0'39.150		1'23.757	0'45.189		1'09.300	0'39.175		1'09.460	0'39.386	
11 ^a - 3	1'51.503	0'37.315		1'43.154	0'33.876					1'42.997	0'33.697		1'43.293	0'33.833	
12 ^a - 1	0'30.194	0'30.194	236.843	0'31.443	0'31.443	234.274				0'32.271	0'32.271	237.363	0'30.220	0'30.220	235.808
12 ^a - 2	1'09.494	0'39.300		1'16.386	0'44.943					1'17.152	0'44.881		1'09.634	0'39.414	
12 ^a - 3	1'43.424	0'33.930		1'54.710	0'38.324										
13 ^a - 1	0'32.587	0'32.587	237.363	0'30.211	0'30.211	234.274									
13 ^a - 2	1'16.930	0'44.343		1'09.411	0'39.200										
13 ^a - 3				1'43.346	0'33.935										
14 ^a - 1				0'33.685	0'33.685	234.783									
14 ^a - 2				1'17.157	0'43.472										
14 ^a - 3															

Ideal Lap	
0'30.116	0'30.116
1'09.295	0'39.179
1'43.037	0'33.742

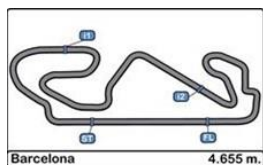
Ideal Lap	
0'30.066	0'30.066
1'09.216	0'39.150
1'43.092	0'33.876

Ideal Lap	
0'30.104	0'30.104
1'09.175	0'39.071
1'42.781	0'33.606

Ideal Lap	
0'30.080	0'30.080
1'09.044	0'38.964
1'42.506	0'33.462

Ideal Lap	
0'30.026	0'30.026
1'09.088	0'39.062
1'42.807	0'33.719

Ideal Best Lap	
0'30.010	0'30.010
1'08.974	0'38.964
1'42.436	0'33.462



**Circuito de Catalunya
EUROCUP Formula Renault 2017
Qualifying - 2**

LAP ANALYSIS

28/10/2017

Number	12			13			14			15			16		
Lap	Lap Time	Partial	Speed	Lap Time	Partial	Speed	Lap Time	Partial	Speed	Lap Time	Partial	Speed	Lap Time	Partial	Speed
1ª - 1	0'32.744	0'32.744	227.369	0'31.624	0'31.624	228.330	0'31.281	0'31.281	234.783	0'31.819	0'31.819	229.788	0'32.066	0'32.066	224.533
1ª - 2	1'14.548	0'41.804		1'13.266	0'41.642		1'12.402	0'41.121		1'13.600	0'41.781		1'22.691	0'50.625	
1ª - 3	1'54.745	0'40.197		1'48.552	0'35.286		1'48.089	0'35.687		1'53.281	0'39.681		2'01.913	0'39.222	
2ª - 1	0'30.447	0'30.447	234.274	0'31.594	0'31.594	235.295	0'31.068	0'31.068	236.324	0'31.331	0'31.331	233.262	0'31.269	0'31.269	231.760
2ª - 2	1'10.138	0'39.691		1'12.511	0'40.917		1'11.920	0'40.852		1'12.376	0'41.045		1'12.075	0'40.806	
2ª - 3	1'44.290	0'34.152		1'47.624	0'35.113		1'46.891	0'34.971		1'52.570	0'40.194	PIT	1'46.910	0'34.835	
3ª - 1	0'30.277	0'30.277	236.843	0'31.126	0'31.126	232.759	0'31.036	0'31.036	235.295	2'23.050	2'23.050	173.914	0'30.909	0'30.909	233.767
3ª - 2	1'09.856	0'39.579		1'11.869	0'40.743		1'12.151	0'41.115		3'04.113	0'41.063		1'11.182	0'40.273	
3ª - 3	1'45.508	0'35.652		1'46.758	0'34.889		1'53.364	0'41.213	PIT	3'39.160	0'35.047		1'45.669	0'34.487	
4ª - 1	0'30.178	0'30.178	235.808	0'31.148	0'31.148	232.759	8'25.520	8'25.520	152.975	0'31.549	0'31.549	227.849	0'30.703	0'30.703	233.767
4ª - 2	1'10.084	0'39.906		1'12.350	0'41.202		9'10.579	0'45.059		1'12.591	0'41.042		1'12.468	0'41.765	
4ª - 3	1'44.170	0'34.086		1'48.271	0'35.921		9'47.356	0'36.777		1'51.850	0'39.259	PIT	1'52.965	0'40.497	PIT
5ª - 1	0'30.335	0'30.335	235.808	0'31.126	0'31.126	231.264	0'32.143	0'32.143	231.760	5'10.452	5'10.452	145.357	7'03.274	7'03.274	165.899
5ª - 2	1'09.898	0'39.563		1'11.805	0'40.679		1'19.590	0'47.447		5'52.759	0'42.307		7'48.246	0'44.972	
5ª - 3	1'44.195	0'34.297		1'51.437	0'39.632	PIT	1'57.814	0'38.224		6'29.053	0'36.294		8'25.006	0'36.760	
6ª - 1	0'30.451	0'30.451	236.324	7'12.434	7'12.434	152.759	0'30.448	0'30.448	237.886	0'31.865	0'31.865	229.788	0'32.119	0'32.119	229.788
6ª - 2	1'10.063	0'39.612		7'54.989	0'42.555		1'10.202	0'39.754		1'13.036	0'41.171		1'19.817	0'47.698	
6ª - 3	1'44.219	0'34.156		8'31.841	0'36.852		1'44.367	0'34.165		1'53.086	0'40.050		1'57.429	0'37.612	
7ª - 1	0'34.141	0'34.141	229.300	0'31.668	0'31.668	227.369	0'30.225	0'30.225	236.843	0'30.884	0'30.884	231.760	0'30.601	0'30.601	234.783
7ª - 2	1'22.567	0'48.426		1'12.421	0'40.753		1'09.785	0'39.560		1'11.062	0'40.178		1'10.488	0'39.887	
7ª - 3				1'52.275	0'39.854		1'43.873	0'34.088		1'45.391	0'34.329		1'44.639	0'34.151	
8ª - 1				0'30.618	0'30.618	231.264	0'30.173	0'30.173	235.295	0'30.557	0'30.557	233.262	0'30.318	0'30.318	236.843
8ª - 2				1'10.465	0'39.847		1'09.848	0'39.675		1'23.237	0'52.680		1'09.821	0'39.503	
8ª - 3				1'44.622	0'34.157		1'44.153	0'34.305		1'59.990	0'36.753		1'43.891	0'34.070	
9ª - 1				0'30.338	0'30.338	233.262	0'30.240	0'30.240	236.843	0'30.708	0'30.708	232.759	0'30.213	0'30.213	236.843
9ª - 2				1'09.950	0'39.612		1'10.019	0'39.779		1'10.782	0'40.074		1'09.795	0'39.582	
9ª - 3				1'44.050	0'34.100		1'44.433	0'34.414		1'45.033	0'34.251		1'43.962	0'34.167	
10ª - 1				0'30.366	0'30.366	234.783	0'30.422	0'30.422	236.324	0'30.596	0'30.596	232.259	0'30.308	0'30.308	237.363
10ª - 2				1'09.971	0'39.605		1'10.192	0'39.770		1'10.711	0'40.115		1'09.745	0'39.437	
10ª - 3				1'44.244	0'34.273					1'45.223	0'34.512		1'43.975	0'34.230	
11ª - 1				0'30.418	0'30.418	237.886				0'30.584	0'30.584	232.759	0'30.259	0'30.259	237.886
11ª - 2				1'13.851	0'43.433					1'10.573	0'39.989		1'09.941	0'39.682	
11ª - 3				1'49.352	0'35.501					1'45.050	0'34.477		1'44.077	0'34.136	
12ª - 1				0'30.494	0'30.494	233.262				0'38.647	0'38.647	171.157	0'31.796	0'31.796	236.843
12ª - 2				1'10.154	0'39.660					1'26.327	0'47.680		1'16.023	0'44.227	
12ª - 3				1'44.411	0'34.257										
13ª - 1				0'35.062	0'35.062	197.081									
13ª - 2				1'20.130	0'45.068										
13ª - 3															
14ª - 1															
14ª - 2															
14ª - 3															

Ideal Lap	
0'30.178	0'30.178
1'09.741	0'39.563
1'43.827	0'34.086

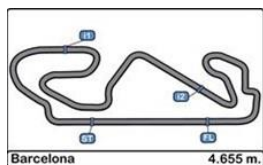
Ideal Lap	
0'30.338	0'30.338
1'09.943	0'39.605
1'44.043	0'34.100

Ideal Lap	
0'30.173	0'30.173
1'09.733	0'39.560
1'43.821	0'34.088

Ideal Lap	
0'30.557	0'30.557
1'10.546	0'39.989
1'44.797	0'34.251

Ideal Lap	
0'30.213	0'30.213
1'09.650	0'39.437
1'43.720	0'34.070

Ideal Best Lap	
0'30.010	0'30.010
1'08.974	0'38.964
1'42.436	0'33.462



**Circuito de Catalunya
EUROCUP Formula Renault 2017
Qualifying - 2**

LAP ANALYSIS

28/10/2017

Number	30			31			33			34			40		
Lap	Lap Time	Partial	Speed	Lap Time	Partial	Speed	Lap Time	Partial	Speed	Lap Time	Partial	Speed	Lap Time	Partial	Speed
1 ^a - 1	0'30.906	0'30.906	231.264	0'30.752	0'30.752	230.770	0'31.199	0'31.199	229.300	0'31.235	0'31.235	229.300	0'31.074	0'31.074	228.814
1 ^a - 2	1'11.542	0'40.636		1'10.913	0'40.161		1'11.540	0'40.341		1'13.810	0'42.575		1'11.390	0'40.316	
1 ^a - 3	1'46.556	0'35.014		1'46.067	0'35.154		1'46.440	0'34.900		1'53.683	0'39.873		1'45.792	0'34.402	
2 ^a - 1	0'30.650	0'30.650	231.264	0'30.599	0'30.599	234.783	0'30.767	0'30.767	232.259	0'31.035	0'31.035	231.760	0'30.873	0'30.873	229.788
2 ^a - 2	1'10.599	0'39.949		1'11.740	0'41.141		1'10.822	0'40.055		1'11.363	0'40.328		1'11.134	0'40.261	
2 ^a - 3	1'44.706	0'34.107		1'46.269	0'34.529		1'45.046	0'34.224		1'46.000	0'34.637		1'45.659	0'34.525	
3 ^a - 1	0'30.508	0'30.508	234.783	0'30.739	0'30.739	232.759	0'30.541	0'30.541	234.274	0'30.793	0'30.793	232.759	0'30.811	0'30.811	229.788
3 ^a - 2	1'10.920	0'40.412		1'10.519	0'39.780		1'10.389	0'39.848		1'10.987	0'40.194		1'10.891	0'40.080	
3 ^a - 3	1'45.250	0'34.330		1'44.814	0'34.295		1'44.576	0'34.187		1'45.537	0'34.550		1'45.154	0'34.263	
4 ^a - 1	0'30.502	0'30.502	231.760	0'30.510	0'30.510	233.262	0'30.547	0'30.547	233.262	0'30.726	0'30.726	232.258	0'30.701	0'30.701	229.788
4 ^a - 2	1'10.415	0'39.913		1'10.425	0'39.915		1'10.255	0'39.708		1'11.647	0'40.921		1'11.106	0'40.405	
4 ^a - 3	1'44.525	0'34.110		1'44.524	0'34.099		1'44.422	0'34.167		1'47.493	0'35.846		1'49.943	0'38.837	PIT
5 ^a - 1	0'30.484	0'30.484	233.262	0'30.788	0'30.788	235.295	0'30.530	0'30.530	233.767	0'30.825	0'30.825	232.259	7'20.647	7'20.647	161.195
5 ^a - 2	1'10.320	0'39.836		1'11.694	0'40.906		1'11.636	0'41.106		1'11.025	0'40.200		8'05.151	0'44.504	
5 ^a - 3	1'44.386	0'34.066		1'52.008	0'40.314	PIT	1'53.745	0'42.109	PIT	1'45.612	0'34.587		8'47.778	0'42.627	
6 ^a - 1	0'30.519	0'30.519	233.262	5'15.619	5'15.619	131.228	7'17.229	7'17.229	171.157	0'30.585	0'30.585	232.759	0'35.452	0'35.452	214.712
6 ^a - 2	1'11.302	0'40.783		6'00.670	0'45.051		7'59.476	0'42.247		1'10.676	0'40.091		1'18.712	0'43.260	
6 ^a - 3	1'50.812	0'39.510	PIT	6'37.615	0'36.945		8'35.954	0'36.478		1'51.605	0'40.929	PIT	1'55.482	0'36.770	
7 ^a - 1	4'32.286	4'32.286	153.847	0'31.100	0'31.100	227.849	0'30.837	0'30.837	232.259	6'36.072	6'36.072	167.963	0'30.443	0'30.443	232.759
7 ^a - 2	5'17.792	0'45.506		1'11.239	0'40.139		1'10.735	0'39.898		7'18.807	0'42.735		1'10.140	0'39.697	
7 ^a - 3	6'00.839	0'43.047		1'49.929	0'38.690		1'44.914	0'34.179		7'55.060	0'36.253		1'43.947	0'33.807	
8 ^a - 1	0'31.063	0'31.063	231.264	0'30.378	0'30.378	233.767	0'30.513	0'30.513	233.262	0'31.967	0'31.967	205.715	0'30.294	0'30.294	234.274
8 ^a - 2	1'11.838	0'40.775		1'09.890	0'39.512		1'10.093	0'39.580		1'13.172	0'41.205		1'09.812	0'39.518	
8 ^a - 3	1'46.536	0'34.698		1'44.009	0'34.119		1'44.030	0'33.937		1'53.012	0'39.840		1'43.701	0'33.889	
9 ^a - 1	0'30.286	0'30.286	234.783	0'30.630	0'30.630	235.808	0'30.513	0'30.513	232.759	0'30.537	0'30.537	231.760	0'30.346	0'30.346	232.759
9 ^a - 2	1'09.783	0'39.497		1'10.303	0'39.673		1'09.923	0'39.410		1'10.439	0'39.902		1'09.832	0'39.486	
9 ^a - 3	1'43.495	0'33.712		1'44.759	0'34.456		1'43.945	0'34.022		1'44.712	0'34.273		1'43.809	0'33.977	
10 ^a - 1	0'30.158	0'30.158	234.274	0'30.219	0'30.219	236.843	0'30.362	0'30.362	233.767	0'30.356	0'30.356	233.767	0'30.322	0'30.322	233.767
10 ^a - 2	1'09.498	0'39.340		1'09.735	0'39.516		1'09.677	0'39.315		1'10.186	0'39.830		1'10.013	0'39.691	
10 ^a - 3	1'43.127	0'33.629		1'44.160	0'34.425		1'43.644	0'33.967		1'44.375	0'34.189		1'43.986	0'33.973	
11 ^a - 1	0'30.173	0'30.173	234.783	0'30.349	0'30.349	235.808	0'30.392	0'30.392	233.767	0'30.384	0'30.384	233.767	0'32.932	0'32.932	233.262
11 ^a - 2	1'09.549	0'39.376		1'09.907	0'39.558		1'10.048	0'39.656		1'10.283	0'39.899		1'21.778	0'48.846	
11 ^a - 3	1'43.419	0'33.870		1'44.033	0'34.126		1'44.248	0'34.200		1'46.391	0'36.108				
12 ^a - 1	0'31.978	0'31.978	236.324	0'30.297	0'30.297	237.363	0'30.448	0'30.448	233.767	0'30.443	0'30.443	232.759			
12 ^a - 2	1'18.297	0'46.319		1'09.955	0'39.658		1'10.020	0'39.572		1'10.243	0'39.800				
12 ^a - 3				1'44.088	0'34.133		1'44.154	0'34.134		1'44.476	0'34.233				
13 ^a - 1				0'34.963	0'34.963	215.569	0'30.387	0'30.387	233.767	0'30.349	0'30.349	236.324			
13 ^a - 2				1'23.726	0'48.763		1'14.290	0'43.903		1'10.057	0'39.708				
13 ^a - 3										1'44.234	0'34.177				
14 ^a - 1										0'33.045	0'33.045	234.274			
14 ^a - 2										1'15.980	0'42.935				
14 ^a - 3															

Ideal Lap	
0'30.158	0'30.158
1'09.498	0'39.340
1'43.127	0'33.629

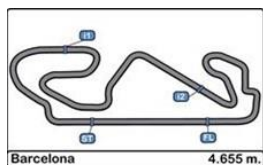
Ideal Lap	
0'30.219	0'30.219
1'09.731	0'39.512
1'43.830	0'34.099

Ideal Lap	
0'30.362	0'30.362
1'09.677	0'39.315
1'43.614	0'33.937

Ideal Lap	
0'30.349	0'30.349
1'10.057	0'39.708
1'44.234	0'34.177

Ideal Lap	
0'30.294	0'30.294
1'09.780	0'39.486
1'43.587	0'33.807

Ideal Best Lap	
0'30.010	0'30.010
1'08.974	0'38.964
1'42.436	0'33.462



**Circuito de Catalunya
EUROCUP Formula Renault 2017
Qualifying - 2**

LAP ANALYSIS

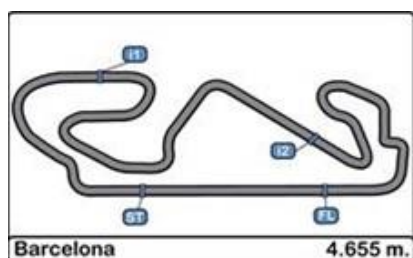
28/10/2017

Number	43			93		
	Lap Time	Partial	Speed	Lap Time	Partial	Speed
1ª - 1	0'35.819	0'35.819	211.765	0'32.658	0'32.658	230.278
1ª - 2	1'20.643	0'44.824		1'15.257	0'42.599	
1ª - 3	1'59.774	0'39.131		1'52.053	0'36.796	
2ª - 1	0'30.868	0'30.868	230.278	0'30.806	0'30.806	233.262
2ª - 2	1'10.885	0'40.017		1'11.091	0'40.285	
2ª - 3	1'45.116	0'34.231		1'45.723	0'34.632	
3ª - 1	0'30.521	0'30.521	232.759	0'30.633	0'30.633	233.767
3ª - 2	1'10.759	0'40.238		1'10.687	0'40.054	
3ª - 3	1'45.346	0'34.587		1'45.055	0'34.368	
4ª - 1	0'32.238	0'32.238	233.262	0'32.792	0'32.792	236.324
4ª - 2	1'15.132	0'42.894		1'15.339	0'42.547	
4ª - 3	1'55.541	0'40.409	PIT	1'51.054	0'35.715	
5ª - 1	4'19.217	4'19.217	145.357	0'30.666	0'30.666	231.264
5ª - 2	5'03.232	0'44.015		1'10.717	0'40.051	
5ª - 3	5'38.974	0'35.742		1'44.999	0'34.282	
6ª - 1	0'32.589	0'32.589	215.140	0'30.486	0'30.486	234.274
6ª - 2	1'15.345	0'42.756		1'10.288	0'39.802	
6ª - 3	1'55.067	0'39.722		1'44.608	0'34.320	
7ª - 1	0'30.357	0'30.357	235.295	0'30.686	0'30.686	235.295
7ª - 2	1'09.959	0'39.602		1'12.279	0'41.593	
7ª - 3	1'43.905	0'33.946		1'54.516	0'42.237	PIT
8ª - 1	0'30.196	0'30.196	235.295	3'18.347	3'18.347	168.225
8ª - 2	1'09.740	0'39.544		4'00.788	0'42.441	
8ª - 3	1'43.763	0'34.023		4'36.473	0'35.685	
9ª - 1	0'30.113	0'30.113	236.324	0'31.646	0'31.646	230.770
9ª - 2	1'09.644	0'39.531		1'15.224	0'43.578	
9ª - 3	1'43.547	0'33.903		1'51.048	0'35.824	
10ª - 1	0'30.261	0'30.261	236.324	0'30.515	0'30.515	234.274
10ª - 2	1'09.733	0'39.472		1'10.235	0'39.720	
10ª - 3	1'43.890	0'34.157		1'44.337	0'34.102	
11ª - 1	0'30.235	0'30.235	235.808	0'30.147	0'30.147	234.274
11ª - 2	1'09.798	0'39.563		1'09.651	0'39.504	
11ª - 3	1'43.764	0'33.966		1'43.675	0'34.024	
12ª - 1	0'33.302	0'33.302	233.262	0'30.270	0'30.270	235.808
12ª - 2	1'18.340	0'45.038		1'09.785	0'39.515	
12ª - 3				1'43.886	0'34.101	
13ª - 1				0'30.285	0'30.285	235.808
13ª - 2				1'14.396	0'44.111	
13ª - 3				1'49.743	0'35.347	
14ª - 1				0'30.344	0'30.344	235.808
14ª - 2				1'10.198	0'39.854	
14ª - 3				1'44.111	0'33.913	

Ideal Lap	
0'30.113	0'30.113
1'09.585	0'39.472
1'43.488	0'33.903

Ideal Lap	
0'30.147	0'30.147
1'09.651	0'39.504
1'43.564	0'33.913

Ideal Best Lap	
0'30.010	0'30.010
1'08.974	0'38.964
1'42.436	0'33.462



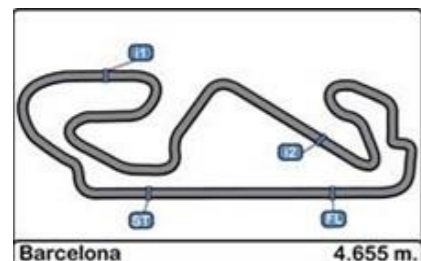
Circuit de Catalunya
EUROCUP Formula Renault 2017
Qualifying - 2

Best Sectors Results

28/10/2017

Sector - 1				Sector - 2				Sector - 3				Ideal Lap vs Best Lap			
Ord.	Nº	Driver	Time	Nº	Driver	Time	Nº	Driver	Time	Ord.	Nº	Driver	Ideal Lap	Best Lap	Ord.
1	4	Gabriel AUBRY	30.010	10	Robert SHWARTZMAN	38.964	10	Robert SHWARTZMAN	33.462	1	10	Robert SHWARTZMAN	1'42.506	1'42.524	1
2	11	Sacha FENESTRAZ	30.026	11	Sacha FENESTRAZ	39.062	9	Max DEFOURNY	33.606	2	9	Max DEFOURNY	1'42.781	1'42.955	3
3	8	Will PALMER	30.066	9	Max DEFOURNY	39.071	30	Jarno OPMEER	33.629	3	11	Sacha FENESTRAZ	1'42.807	1'42.876	2
4	23	Alexander VARTANYAN	30.072	8	Will PALMER	39.150	29	Richard VERSCHOOR	33.686	4	4	Gabriel AUBRY	1'43.010	1'43.032	4
5	10	Robert SHWARTZMAN	30.080	7	Max FEWTRELL	39.179	4	Gabriel AUBRY	33.705	5	7	Max FEWTRELL	1'43.037	1'43.141	7
6	9	Max DEFOURNY	30.104	29	Richard VERSCHOOR	39.276	11	Sacha FENESTRAZ	33.719	6	8	Will PALMER	1'43.092	1'43.154	8
7	43	Logan SARGEANT	30.113	4	Gabriel AUBRY	39.295	7	Max FEWTRELL	33.742	7	29	Richard VERSCHOOR	1'43.097	1'43.097	5
8	7	Max FEWTRELL	30.116	33	Daniel TICKTUM	39.315	1	Yifei YE	33.753	8	30	Jarno OPMEER	1'43.127	1'43.127	6
9	29	Richard VERSCHOOR	30.135	30	Jarno OPMEER	39.340	40	Charles MILESI	33.807	9	1	Yifei YE	1'43.417	1'43.473	9
10	93	Zane GODDARD	30.147	17	Alex PERONI	39.366	8	Will PALMER	33.876	10	23	Alexander VARTANYAN	1'43.425	1'43.516	10
11	30	Jarno OPMEER	30.158	23	Alexander VARTANYAN	39.395	18	Alexey KORNEEV	33.898	11	43	Logan SARGEANT	1'43.488	1'43.547	11
12	14	Xavier LLOVERAS	30.173	18	Alexey KORNEEV	39.399	43	Logan SARGEANT	33.903	12	18	Alexey KORNEEV	1'43.536	1'43.556	12
13	12	Raul GUZMAN	30.178	16	Thomas RANDLE	39.437	93	Zane GODDARD	33.913	13	93	Zane GODDARD	1'43.564	1'43.675	14
14	1	Yifei YE	30.189	43	Logan SARGEANT	39.472	33	Daniel TICKTUM	33.937	14	40	Charles MILESI	1'43.587	1'43.701	15
15	19	Frank BIRD	30.204	1	Yifei YE	39.475	23	Alexander VARTANYAN	33.958	15	33	Daniel TICKTUM	1'43.614	1'43.644	13
16	16	Thomas RANDLE	30.213	40	Charles MILESI	39.486	16	Thomas RANDLE	34.070	16	16	Thomas RANDLE	1'43.720	1'43.891	18
17	31	Neil VERHAGEN	30.219	93	Zane GODDARD	39.504	19	Frank BIRD	34.074	17	17	Alex PERONI	1'43.747	1'43.795	16
18	18	Alexey KORNEEV	30.239	31	Neil VERHAGEN	39.512	17	Alex PERONI	34.078	18	14	Xavier LLOVERAS	1'43.821	1'43.873	17
19	21	Sun YUE YANG	30.266	5	Thomas MAXWELL	39.550	12	Raul GUZMAN	34.086	19	12	Raul GUZMAN	1'43.827	1'44.170	24
20	22	Jean-Baptiste SIMMENAUER	30.280	14	Xavier LLOVERAS	39.560	14	Xavier LLOVERAS	34.088	20	31	Neil VERHAGEN	1'43.830	1'44.009	21
21	40	Charles MILESI	30.294	12	Raul GUZMAN	39.563	31	Neil VERHAGEN	34.099	21	19	Frank BIRD	1'43.885	1'43.901	19
22	17	Alex PERONI	30.303	13	Henrique CHAVES	39.605	13	Henrique CHAVES	34.100	22	5	Thomas MAXWELL	1'44.017	1'44.126	23
23	5	Thomas MAXWELL	30.314	19	Frank BIRD	39.607	2	Luis LEEDS	34.112	23	13	Henrique CHAVES	1'44.043	1'44.050	22
24	2	Luis LEEDS	30.325	34	Ghislain CORDEEL	39.708	6	Thomas NEUBAUER	34.140	24	34	Ghislain CORDEEL	1'44.234	1'44.234	25
25	13	Henrique CHAVES	30.338	22	Jean-Baptiste SIMMENAUER	39.756	5	Thomas MAXWELL	34.153	25	2	Luis LEEDS	1'44.239	1'44.326	26
26	34	Ghislain CORDEEL	30.349	21	Sun YUE YANG	39.768	26	Presley MARTONO	34.172	26	21	Sun YUE YANG	1'44.282	1'44.335	27
27	33	Daniel TICKTUM	30.362	2	Luis LEEDS	39.802	34	Ghislain CORDEEL	34.177	27	22	Jean-Baptiste SIMMENAUER	1'44.307	1'44.609	28
28	26	Presley MARTONO	30.398	6	Thomas NEUBAUER	39.836	21	Sun YUE YANG	34.248	28	6	Thomas NEUBAUER	1'44.448	1'43.927	20
29	6	Thomas NEUBAUER	30.472	20	Najiy RAZAK	39.860	15	Axel MATUS	34.251	29	26	Presley MARTONO	1'44.505	1'44.641	29
30	20	Najiy RAZAK	30.544	26	Presley MARTONO	39.935	22	Jean-Baptiste SIMMENAUER	34.271	30	20	Najiy RAZAK	1'44.763	1'44.859	30
31	25	Julia PANKIEWICZ	30.552	15	Axel MATUS	39.989	20	Najiy RAZAK	34.359	31	15	Axel MATUS	1'44.797	1'45.033	31
32	15	Axel MATUS	30.557	25	Julia PANKIEWICZ	40.368	25	Julia PANKIEWICZ	34.455	32	25	Julia PANKIEWICZ	1'45.375	1'45.482	32





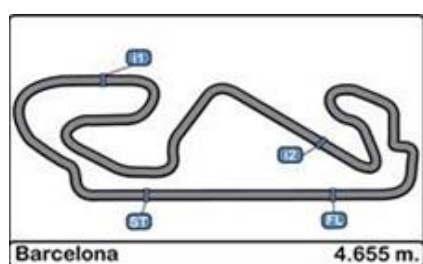
Circuit de Catalunya
EUROCUP Formula Renault 2017
Qualifying - 2

Best Top Speeds

28/10/2017

Ord.	N°	Competitor	Nat.	Driver	Nat.	Catégorie	Cla.	Top 1		Top 2		Top 3		Top 4		Top 5		Avg.
								Km/h	Lap	Km/h	Lap	Km/h	Lap	Km/h	Lap	Km/h	Lap	
1	7	TECH 1 RACING	FRA	Max FEWTRELL	GBR	R	1°	237.885	12	237.363	14	236.842	13	236.324	6	236.324	11	236.948
2	10	R-ACE GP	FRA	Robert SHWARTZMAN	RUS			237.885	5	237.363	13	236.842	10	236.324	9	235.808	12	236.844
3	13	AVF BY ADRIAN VALLES	ESP	Henrique CHAVES	POR			237.885	12	235.294	3	234.783	11	233.261	13	233.261	10	234.897
4	14	AVF BY ADRIAN VALLES	ESP	Xavier LLOVERAS	ESP	R	2°	237.885	7	236.842	8	236.842	10	236.324	3	236.324	11	236.843
5	16	AVF BY ADRIAN VALLES	ESP	Thomas RANDLE	AUS			237.885	12	237.363	11	236.842	10	236.842	13	236.842	9	237.155
6	17	FORTEC MOTORSPORTS	GBR	Alex PERONI	AUS			237.363	11	236.842	12	236.324	14	235.808	13	234.273	5	236.122
7	22	JD MOTORSPORT	ITA	Jean-Baptiste SIMMENAUER	FRA	R	3°	237.363	12	235.808	9	235.808	13	235.294	11	234.783	10	235.811
8	25	MARK BURDETT M.	GBR	Julia PANKIEWICZ	POL			237.363	13	237.363	14	236.842	9	236.842	12	236.324	10	236.947
9	26	MARK BURDETT M.	GBR	Presley MARTONO	INA	R	4°	237.363	10	236.842	9	236.324	8	236.324	12	235.808	11	236.532
10	31	MP MOTORSPORT	NED	Neil VERHAGEN	USA	R	5°	237.363	13	236.842	11	235.808	10	235.808	12	235.294	6	236.223
11	2	JOSEF KAUFMANN RACING	GER	Luis LEEDS	AUS	R	6°	236.842	5	235.808	11	235.808	13	235.808	10	235.294	12	235.912
12	4	TECH 1 RACING	FRA	Gabriel AUBRY	FRA			236.842	10	236.842	12	236.324	6	235.808	13	234.783	5	236.120
13	5	TECH 1 RACING	FRA	Thomas MAXWELL	AUS	R	7°	236.842	11	236.324	5	236.324	10	236.324	12	235.808	13	236.324
14	8	R-ACE GP	FRA	Will PALMER	GBR			236.842	10	236.324	11	236.324	12	234.783	15	234.273	13	235.709
15	12	R-ACE GP	FRA	Raul GUZMAN	MEX	R	8°	236.842	4	236.324	7	235.808	5	235.808	6	234.273	3	235.811
16	21	JD MOTORSPORT	ITA	Sun YUE YANG	CHN	R	9°	236.842	10	236.324	11	235.808	12	235.294	9	235.294	13	235.912
17	1	JOSEF KAUFMANN RACING	GER	Yifei YE	CHN	R	10°	236.324	11	236.324	12	236.324	13	235.808	10	235.294	9	236.015
18	6	TECH 1 RACING	FRA	Thomas NEUBAUER	FRA	R	11°	236.324	10	234.783	5	234.783	6	234.783	9	233.766	4	234.888
19	11	JOSEF KAUFMANN RACING	GER	Sacha FENESTRAZ	FRA			236.324	5	236.324	11	235.808	13	235.808	12	235.294	6	235.912
20	18	FORTEC MOTORSPORTS	GBR	Alexey KORNEEV	RUS			236.324	12	235.808	11	235.808	13	235.294	15	234.273	7	235.501
21	29	MP MOTORSPORT	NED	Richard VERSCHOOR	NED	R	12°	236.324	11	236.324	12	235.808	13	234.783	7	234.783	10	235.604
22	30	MP MOTORSPORT	NED	Jarno OPMEER	NED	R	13°	236.324	13	234.783	4	234.783	10	234.783	12	234.273	11	234.989
23	34	ARDEN	GBR	Ghislain CORDEEL	BEL			236.324	14	234.273	15	233.766	11	233.766	12	232.759	4	234.178
24	43	R-ACE GP	FRA	Logan SARGEANT	USA	R	14°	236.324	10	236.324	11	235.808	12	235.294	9	235.294	8	235.809
25	93	ARDEN	GBR	Zane GODDARD	AUS	R	15°	236.324	5	235.808	13	235.808	14	235.808	15	235.294	8	235.808
26	9	R-ACE GP	FRA	Max DEFOURNY	BEL			235.808	10	235.808	11	234.783	5	234.783	8	234.783	9	235.193
27	19	FORTEC MOTORSPORTS	GBR	Frank BIRD	GBR	R	16°	235.294	13	235.294	11	234.783	7	234.783	12	234.273	4	234.885
28	23	JD MOTORSPORT	ITA	Alexander VARTANYAN	RUS	R	17°	235.294	14	234.783	10	234.783	13	234.273	7	234.273	11	234.681
29	33	ARDEN	GBR	Daniel TICKTUM	GBR	R	18°	234.273	4	233.766	11	233.766	12	233.766	14	233.766	6	233.868
30	40	R-ACE GP	FRA	Charles MILESI	FRA	R	19°	234.273	9	233.766	11	233.261	12	232.759	8	232.759	10	233.364
31	20	FORTEC MOTORSPORTS	GBR	Najiy RAZAK	MAS			233.766	10	233.766	11	233.261	13	232.759	6	232.759	9	233.262
32	15	AVF BY ADRIAN VALLES	ESP	Axel MATUS	MEX	R	20°	233.261	3	233.261	9	232.759	10	232.759	12	232.258	11	232.860



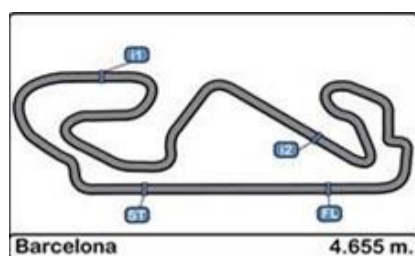


Circuit de Catalunya
EUROCUP Formula Renault 2017
Qualifying - 2

Fastest Lap Sequence

28/10/2017

<u>Time of Day</u>	<u>Session Time</u>	<u>Nº</u>	<u>Competitor</u>	<u>Nat.</u>	<u>Driver</u>	<u>Nat.</u>	<u>Catégorie</u>	<u>Time</u>	<u>Km/h</u>	<u>Lap</u>
17:33'46.844	3'36.673	33	ARDEN	GBR	Daniel TICKTUM	GBR	R	1'46.440	157.441	2
17:34'40.583	4'30.410	19	FORTEC MOTORSPORTS	GBR	Frank BIRD	GBR	R	1'46.229	157.754	2
17:35'30.640	5'20.412	11	JOSEF KAUFMANN RACING	GER	Sacha FENESTRAZ	FRA		1'44.509	160.350	2
17:37'14.539	7'04.410	11	JOSEF KAUFMANN RACING	GER	Sacha FENESTRAZ	FRA		1'43.998	161.138	3
17:39'48.265	9'38.026	7	TECH 1 RACING	FRA	Max FEWTRELL	GBR	R	1'43.912	161.271	4
17:41'32.058	11'21.906	7	TECH 1 RACING	FRA	Max FEWTRELL	GBR	R	1'43.880	161.321	5
17:42'25.021	12'14.835	10	R-ACE GP	FRA	Robert SHWARTZMAN	RUS		1'43.576	161.794	4
17:53'40.913	23'30.764	4	TECH 1 RACING	FRA	Gabriel AUBRY	FRA		1'43.394	162.079	9
17:54'11.454	24'01.284	10	R-ACE GP	FRA	Robert SHWARTZMAN	RUS		1'43.176	162.421	8
17:54'52.088	24'41.906	11	JOSEF KAUFMANN RACING	GER	Sacha FENESTRAZ	FRA		1'42.894	162.867	10
17:55'54.014	25'43.808	10	R-ACE GP	FRA	Robert SHWARTZMAN	RUS		1'42.524	163.454	9

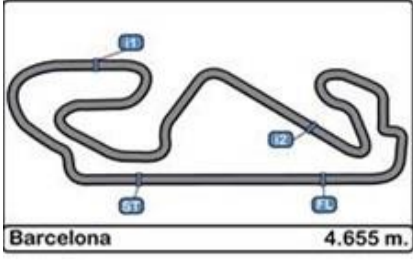


**Circuito de Catalunya
EUROCUP Formula Renault 2017**

Event Maximum Speed

28/10/2017

Ord.	Nº	Competitor	Nat.	Driver	Nat.	Catégorie	Cla.	Km/h	Lap	Session
1	33	ARDEN	GBR	Daniel TICKTUM	GBR	R	1º	243.244	7	RACE - 1
2	93	ARDEN	GBR	Zane GODDARD	AUS	R	2º	243.244	14	RACE - 1
3	29	MP MOTORSPORT	NED	Richard VERSCHOOR	NED	R	3º	241.611	16	RACE - 1
4	22	JD MOTORSPORT	ITA	Jean-Baptiste SIMMENAUER	FRA	R	4º	241.072	3	RACE - 1
5	30	MP MOTORSPORT	NED	Jarno OPMEER	NED	R	5º	241.072	16	RACE - 1
6	34	ARDEN	GBR	Ghislain CORDEEL	BEL			241.072	14	RACE - 1
7	1	JOSEF KAUFMANN RACING	GER	Yifei YE	CHN	R	6º	240.535	3	RACE - 1
8	11	JOSEF KAUFMANN RACING	GER	Sacha FENESTRAZ	FRA			240.001	4	Qualifying - 1
9	21	JD MOTORSPORT	ITA	Sun YUE YANG	CHN	R	7º	240.001	3	RACE - 1
10	2	JOSEF KAUFMANN RACING	GER	Luis LEEDS	AUS	R	8º	239.468	13	RACE - 1
11	23	JD MOTORSPORT	ITA	Alexander VARTANYAN	RUS	R	9º	239.468	9	RACE - 1
12	17	FORTEC MOTORSPORTS	GBR	Alex PERONI	AUS			238.939	14	RACE - 1
13	9	R-ACE GP	FRA	Max DEFOURNY	BEL			238.411	13	RACE - 1
14	18	FORTEC MOTORSPORTS	GBR	Alexey KORNEEV	RUS			238.411	10	RACE - 1
15	19	FORTEC MOTORSPORTS	GBR	Frank BIRD	GBR	R	10º	238.411	11	RACE - 1
16	26	MARK BURDETT M.	GBR	Presley MARTONO	INA	R	11º	238.411	7	Qualifying - 1
17	40	R-ACE GP	FRA	Charles MILESI	FRA	R	12º	238.411	13	RACE - 1
18	4	TECH 1 RACING	FRA	Gabriel AUBRY	FRA			237.886	5	RACE - 1
19	5	TECH 1 RACING	FRA	Thomas MAXWELL	AUS	R	13º	237.886	8	RACE - 1
20	7	TECH 1 RACING	FRA	Max FEWTRELL	GBR	R	14º	237.886	12	Qualifying - 2
21	10	R-ACE GP	FRA	Robert SHWARTZMAN	RUS			237.886	5	Qualifying - 2
22	13	AVF BY ADRIAN VALLES	ESP	Henrique CHAVES	POR			237.886	12	Qualifying - 2
23	14	AVF BY ADRIAN VALLES	ESP	Xavier LLOVERAS	ESP	R	15º	237.886	14	Qualifying - 1
24	16	AVF BY ADRIAN VALLES	ESP	Thomas RANDLE	AUS			237.886	12	Qualifying - 1
25	20	FORTEC MOTORSPORTS	GBR	Najiy RAZAK	MAS			237.886	5	RACE - 1
26	25	MARK BURDETT M.	GBR	Julia PANKIEWICZ	POL			237.886	7	Qualifying - 1
27	31	MP MOTORSPORT	NED	Neil VERHAGEN	USA	R	16º	237.886	2	RACE - 1
28	6	TECH 1 RACING	FRA	Thomas NEUBAUER	FRA	R	17º	237.363	7	Qualifying - 1
29	8	R-ACE GP	FRA	Will PALMER	GBR			237.363	13	RACE - 1
30	12	R-ACE GP	FRA	Raul GUZMAN	MEX	R	18º	237.363	7	RACE - 1
31	15	AVF BY ADRIAN VALLES	ESP	Axel MATUS	MEX	R	19º	236.843	2	RACE - 1
32	43	R-ACE GP	FRA	Logan SARGEANT	USA	R	20º	236.843	3	RACE - 1



**Circuit de Catalunya
EUROCUP Formula Renault 2017
Qualifying - 2**

Weather Report

28/10/2017

Track Status DRY

